

Measuring what matters: A global initiative using ClinFIT Generic-30

Selb M¹, Van de Velde D², Hu X³, Khan F^{4,5}, Amatya B^{4,5}, Martinez-De la Torre A^{1,6}, Mukaino M⁷, Stucki G⁷, Engkasan JP⁸
 on behalf of the ClinFIT Special Interest Group (SIG)*

OBJECTIVE: To collect functioning data from persons undergoing rehabilitation in inpatient and outpatient settings all over the world using ISPRM's Clinical Functioning Information Tool - ClinFIT

International Data Collection using ClinFIT Generic-30

SPECIFIC AIMS

- To develop and validate an interval-scaled metric based on the ClinFIT Generic-30 for adults in inpatient and outpatient rehabilitation
- To evaluate the responsiveness (sensitivity to change) of ClinFIT between admission and discharge
- To develop clinically meaningful cut-off scores on the interval-scaled ClinFIT metric
- To estimate the minimal clinically important difference on the interval-scaled ClinFIT metric

PURPOSE


- ⇒ To inform decisions regarding health professional involvement, e.g., single discipline vs. multidisciplinary
- ⇒ To guide decisions regarding rehabilitation intensity (e.g., low, moderate, high)
- ⇒ To support clinical triage and care pathway allocation in and across different settings (inpatient, outpatient)

METHODS at-a-glance




Study design

Multi-center, longitudinal, in all WHO regions



Start & end of data collection


September 2026 – February 2027



Inclusion criteria

- Adults 18 years or older at admission
- Receiving inpatient or outpatient care
- Patient able to provide informed consent Proxy through legally authorized representative possible

Exclusion criteria: None



Data collection

- Functioning with ClinFIT Generic-30
- Medical (e.g., diagnosis, comorbidities, need for assistance, need for assistive devices, etc.)
- Sociodemographic (e.g., age, gender, living situation, type of housing, work status, education, etc.)
- Timepoint of data collection
- Therapy intensity
- Number and type of disciplines involved
- More ...

GLOBAL
 IMPACT



- Makes accessible a functioning-based tool for use in rehabilitation free of charge
- Enables a more precise and comparable assessment of functioning
- Fosters integration of functioning in the Rehab-Cycle and clinical decision-making

Patient:	Clinician:	Admission: (Date)	Mid-term: (Date)	Discharge: (Date)
Please rate the patient's functioning from 0 (no problem) to 10 (complete problem).				
RATING SCALE				
1	b130 Energy and drive functions <i>Psychological energy and motivational drive to move towards goals, satisfy needs</i>	No problem	0 1 2 3 4 5 6 7 8 9 10	Complete Problem
2	b152 Emotional functions <i>Mental functions for the modulation of the expression of feelings</i>	No problem	0 1 2 3 4 5 6 7 8 9 10	Complete Problem
3	b280 Sensation of pain <i>Unpleasant sensation indicating potential of</i>	No problem	0 1 2 3 4 5 6 7 8 9 10	Complete Problem
4	d230 Carrying out daily routine <i>Plan, manage and complete routine daily life activities</i>	No problem	0 1 2 3 4 5 6 7 8 9 10	Complete Problem
5	d450 Walking <i>Moving in an upright position, step by step, always maintaining a support on the</i>	No problem	0 1 2 3 4 5 6 7 8 9 10	Complete Problem
6	d455 Moving around <i>Moving around differently from walking (for example running, going up and down</i>	No problem	0 1 2 3 4 5 6 7 8 9 10	Complete Problem
7	d850 Remunerative employment <i>Properly performing remunerative employment (full or part time or self-employed) in</i>	No problem	0 1 2 3 4 5 6 7 8 9 10	Complete Problem

**ClinFIT
 Generic-30**

Data collection tools

- ClinFIT Generic-30
- EQ-5D
- Rehabilitation Complexity Scale (extended)

*ClinFIT SIG Members in addition to authors: Alghwiri A, Avellanet M, Aguiar Branco C, Ceravolo M-G, Durgun OE, Gimigliano F, Giraldo-Prieto M, Hajjioui A, Imamura M, Kambou S, Kiekens C, Liu S, Melvin J, Oral A, Sahadeevan Y, Toro C, Zampolini M